


*Wind and Water*  
**Change  
Earth**




# Wind and Water Change Earth

Essential Question

## How do we react to changes in nature?







Remember  
to annotate  
as you read.

# How a Mountain Changes

- 1 You can tell if a mountain is young or old by looking at it. A young mountain has sharp, craggy peaks. An older mountain is more rounded because it has weathered longer. As centuries pass, wind blows away more and more of the mountain.
- 2 Rains carry debris down the mountainside, wearing away ever more soil and rock. Over time, wind and rain are like carvers, changing a mountain's size and shape.



# Hans Saves the Village

- 1 Once there was a little boy named Hans who was on his way to school when he saw a troubling sight. A trickle of water was leaking from a hole in the great dam. The dam held back the river so it would not flood the village.
- 2 Hans knew he must stop the leak, so he put his foot into the hole. All day Hans stood with his foot in the hole, keeping the rushing waters at bay. Finally, three men saw the cold, tired boy. Quickly, they repaired the hole, allowing Hans to remove his foot at last.
- 3 Hans was a hero! The grateful villagers built a statue of him so that everyone would know of his bravery.





Remember  
to annotate  
as you read.


# Earth's Changes

by Louise Carroll

## Introduction

- 1 Water and wind are important elements for our daily lives. Water is in rivers, lakes, and oceans. More than two-thirds of the world is water. Wind is moving air. The air is all around us. Water and wind are also very powerful forces of nature. They shape our world.
- 2 Over time, flowing water wears away the surrounding rock and soil. When water wears away Earth's surfaces, it is called erosion. Strong winds also can cause erosion. Erosion changes the way Earth looks.
- 3 Storms bring strong winds and a lot of rain. They can also change the way our planet looks.





## How Does Water Change Earth?

- 4 Earth has oceans, rivers, lakes, and streams. Most of the time these waters flow smoothly. Ocean water slowly wears away the shoreline. Ocean waves crashing against rocks can also cause erosion.
  
- 5 Moving water slowly carves the edges of a riverbank. The Grand Canyon in Arizona was formed this way millions of years ago by the flowing water of the Colorado River.

### Notes

---

---

---

---

---

---

---


---

---

---

---

---



▲ Floodwaters damage homes and cars.

- 6 Sometimes water can change the land in a short amount of time. Storms can bring so much rain that rivers and lakes overflow. The water runs over the land. This is called a flood. Floodwater pushes things in its way. The land changes from the force of the moving water.




## How Does Wind Change Earth?

- 7 The wind can be a gentle breeze. It can feel good when it blows on your face. Wind blows against rocks and soil too. It lifts small bits and carries them elsewhere. The bits are often too small to see or feel.
- 8 Wind can change the shape of a rock. It can change the shape of a sand dune. The results of wind erosion can look very weird—and very beautiful!
- 9 However, wind erosion is not good for farmers' crops. Wind blows away the top layer of soil. That layer has things in it that help plants grow.






▲ Wind makes sandpiles at the beach.



## How Can We Control Water and Wind?

10 Water and wind can cause a lot of damage to Earth. They can cause damage to people's things too. Scientists have figured out many ways to try to lessen the damage.





▲ Walls called *levees* were built higher to better protect New Orleans in the future.

11 Walls can be built around rivers that flood when it rains heavily. A wall can also keep ocean waves from striking land. Sometimes homes are built close to shore. A wall can keep them safe from ocean water.

12 A wall of trees can help slow wind erosion. It can help keep farmers' crops healthy. The trees can block the wind from blowing away the crops.


## Conclusion

13 Water and wind can wear away Earth's surface. They can change the way Earth looks. Some of the changes are brought about by erosion.

14 Storms can have strong winds and cause flooding. Strong winds and floods can change and damage Earth's surface as well as people's possessions.



river in Scandinavia



Maria Island,  
Tasmania, Australia

- 15 Erosion and storms occur naturally. They are nature at work. Sometimes beautiful canyons are created. Sometimes rocks with amazing shapes are formed. Sometimes things can get damaged. Scientists are working hard to find ways to lessen the damage that water and wind can cause.

# BuildReflectWrite

## Build Knowledge

Summarize what you learned from reading “Earth’s Changes.”

<b>What damage can water cause?</b>	<b>How does wind erosion affect Earth?</b>	<b>What would happen if we could control water and wind erosion?</b>

## Reflect

**How do we react to changes in nature?**

Based on this week’s texts, write new ideas and questions you have about the essential question.

---

---

---

---

---

---

---

---

## Research and Write

Choose a famous natural landmark caused by weathering and erosion. Write a short informative/explanatory report in which you describe this landmark and explain how it was formed.

### Conduct Research

Use your guiding questions to conduct research this week. Gather information from at least three sources, including both print and online sources. Use your sources to plan the report.



green

Past



red

Present



yellow

Future

# VERB TENSES

Name: \_\_\_\_\_

Directions: Tell if the words or phrases are used in the present, future or past tense.

Created by Kadeen © Mrs KadeenTeaches 2017

cooked

I did it

went

Will go

I gave

I played

Jumped

I am going

Will walk later

went

Look at it hop

now

today

He is playing

dancing

ran

chopped

next year

next week

waving

I am running

He is smiling

cooking

eating

moved

clapping

We are walking

baking

sleeping

tapping

I saw it

the next day

talking

going out later

was late

tomorrow

brushed

I won

Will go

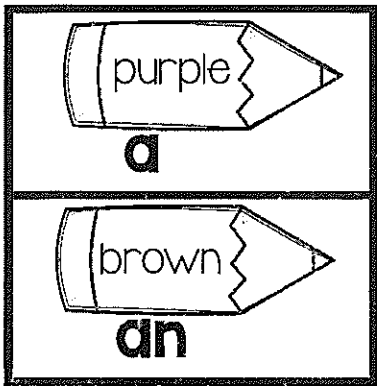
waved

looked

sang

washed

drank



# A / AN

Name: \_\_\_\_\_

Directions: Use an before words starting with a vowel.  
 Use **a** before words starting with a consonant. Use the code to color and decide.



Created by Kadeen © Mrs KadeenTeaches 2017









Name: \_\_\_\_\_

# Adding Coins

Directions: Add the value of the coins and write the amount. 1.MD.C.7




1.		54¢
2.		
3.		
4.		
5.		
6.		


Name: \_\_\_\_\_

# Measurement Story Problems

Directions: Read each story problem to solve. 2.MD.B.5



1. Kevin climbed up a tall tree. Emma climbed up the tree and climbed 5 feet higher than Kevin. Emma climbed 17 feet high. How high did Kevin climb?
2. Max threw the ball 15 feet. Jen threw the ball 13 feet. How many feet did they throw the ball altogether?
3. Marcus made a train out of cubes 124 cubes long. Then he added 37 more cubes. How many cubes long was Marcus' train?
4. Kobe threw the football 57 feet. Ted threw the football 14 feet farther than Kobe. How far did Ted throw the football?



Name: \_\_\_\_\_

# EXPLAIN YOUR REASONING




Directions: Add or subtract and explain your reasoning with drawings, pictures or words. 2.NBT.B.7, 2.NBT.B.8, 2.NBT.B.9

Sunshine Elementary has 120 second graders and 103 first graders. How many more second graders are there than first graders?

There were 216 fifth graders on the playground and 180 third graders. How many children were on the playground altogether?

Britta read 120 books in the month of March. Kylee read 179 books. How many books did they read in all?



Name: \_\_\_\_\_

# Adding 3 {2-digit} numbers

Directions: Add the numbers using your place value strategies.  
2.NBT.B.6

$$\begin{array}{r} 16 \\ 26 \\ + 12 \\ \hline \end{array}$$

$$\begin{array}{r} 44 \\ 22 \\ + 28 \\ \hline \end{array}$$

$$\begin{array}{r} 32 \\ 30 \\ + 17 \\ \hline \end{array}$$

$$\begin{array}{r} 29 \\ 52 \\ + 31 \\ \hline \end{array}$$

$$\begin{array}{r} 55 \\ 27 \\ + 18 \\ \hline \end{array}$$

$$\begin{array}{r} 47 \\ 39 \\ + 26 \\ \hline \end{array}$$

$$\begin{array}{r} 22 \\ 38 \\ + 74 \\ \hline \end{array}$$

$$\begin{array}{r} 40 \\ 36 \\ + 24 \\ \hline \end{array}$$

$$\begin{array}{r} 58 \\ 13 \\ + 43 \\ \hline \end{array}$$

$$\begin{array}{r} 68 \\ 32 \\ + 25 \\ \hline \end{array}$$

$$\begin{array}{r} 22 \\ 49 \\ + 42 \\ \hline \end{array}$$

$$\begin{array}{r} 65 \\ 10 \\ + 35 \\ \hline \end{array}$$

$$\begin{array}{r} 21 \\ 27 \\ + 23 \\ \hline \end{array}$$


$$\begin{array}{r} 37 \\ 68 \\ + 34 \\ \hline \end{array}$$

$$\begin{array}{r} 52 \\ 15 \\ + 24 \\ \hline \end{array}$$

$$\begin{array}{r} 26 \\ 28 \\ + 17 \\ \hline \end{array}$$

$$\begin{array}{r} 35 \\ 15 \\ + 44 \\ \hline \end{array}$$

$$\begin{array}{r} 65 \\ 52 \\ + 29 \\ \hline \end{array}$$



Name: \_\_\_\_\_

# Subtracting 3-digit numbers

{with regrouping}

Directions: Add the numbers using your place value strategies. 2.NBT.B.7, 3.NBT.A.3

$$\begin{array}{r} 980 \\ - 567 \\ \hline \end{array}$$

$$\begin{array}{r} 580 \\ - 253 \\ \hline \end{array}$$

$$\begin{array}{r} 708 \\ - 489 \\ \hline \end{array}$$

$$\begin{array}{r} 393 \\ - 245 \\ \hline \end{array}$$

$$\begin{array}{r} 662 \\ - 307 \\ \hline \end{array}$$

$$\begin{array}{r} 550 \\ - 394 \\ \hline \end{array}$$

$$\begin{array}{r} 932 \\ - 899 \\ \hline \end{array}$$

$$\begin{array}{r} 605 \\ - 426 \\ \hline \end{array}$$

$$\begin{array}{r} 506 \\ - 423 \\ \hline \end{array}$$

$$\begin{array}{r} 952 \\ - 284 \\ \hline \end{array}$$

$$\begin{array}{r} 827 \\ - 466 \\ \hline \end{array}$$

$$\begin{array}{r} 902 \\ - 478 \\ \hline \end{array}$$

$$\begin{array}{r} 840 \\ - 623 \\ \hline \end{array}$$

$$\begin{array}{r} 786 \\ - 107 \\ \hline \end{array}$$

$$\begin{array}{r} 736 \\ - 557 \\ \hline \end{array}$$

$$\begin{array}{r} 890 \\ - 322 \\ \hline \end{array}$$

$$\begin{array}{r} 563 \\ - 836 \\ \hline \end{array}$$

$$\begin{array}{r} 748 \\ - 486 \\ \hline \end{array}$$

$$\begin{array}{r} 583 \\ - 405 \\ \hline \end{array}$$

$$\begin{array}{r} 384 \\ - 226 \\ \hline \end{array}$$

$$\begin{array}{r} 969 \\ - 282 \\ \hline \end{array}$$

$$\begin{array}{r} 227 \\ - 136 \\ \hline \end{array}$$

$$\begin{array}{r} 959 \\ - 880 \\ \hline \end{array}$$

$$\begin{array}{r} 934 \\ - 652 \\ \hline \end{array}$$

$$\begin{array}{r} 524 \\ - 486 \\ \hline \end{array}$$

$$\begin{array}{r} 829 \\ - 670 \\ \hline \end{array}$$

$$\begin{array}{r} 480 \\ - 203 \\ \hline \end{array}$$

$$\begin{array}{r} 472 \\ - 445 \\ \hline \end{array}$$

$$\begin{array}{r} 271 \\ - 238 \\ \hline \end{array}$$

$$\begin{array}{r} 742 \\ - 294 \\ \hline \end{array}$$

$$\begin{array}{r} 810 \\ - 297 \\ \hline \end{array}$$


$$\begin{array}{r} 607 \\ - 255 \\ \hline \end{array}$$

$$\begin{array}{r} 630 \\ - 282 \\ \hline \end{array}$$

$$\begin{array}{r} 506 \\ - 326 \\ \hline \end{array}$$

$$\begin{array}{r} 834 \\ - 393 \\ \hline \end{array}$$


$$\begin{array}{r} 553 \\ - 394 \\ \hline \end{array}$$

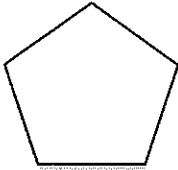

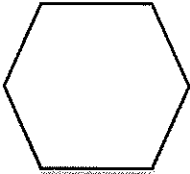


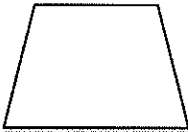
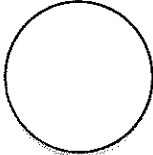



Name: \_\_\_\_\_

# Comparing SHAPES

Directions: Write the number of angles, the number of sides, and the name for each shape. 2.GA.1



Shapes	Angles	Sides	Name of Shape
			
			
			
			
			
			
			




Name: \_\_\_\_\_

# Adding 3-digit numbers

{without regrouping}

Directions: Add the numbers using your place value strategies. 2.NBT.B.7, 3.NBT.A.3



$$\begin{array}{r} 105 \\ + 490 \\ \hline \end{array}$$

$$\begin{array}{r} 371 \\ + 212 \\ \hline \end{array}$$

$$\begin{array}{r} 300 \\ + 156 \\ \hline \end{array}$$

$$\begin{array}{r} 642 \\ + 120 \\ \hline \end{array}$$

$$\begin{array}{r} 353 \\ + 204 \\ \hline \end{array}$$

$$\begin{array}{r} 526 \\ + 102 \\ \hline \end{array}$$

$$\begin{array}{r} 232 \\ + 225 \\ \hline \end{array}$$

$$\begin{array}{r} 103 \\ + 146 \\ \hline \end{array}$$

$$\begin{array}{r} 396 \\ + 601 \\ \hline \end{array}$$

$$\begin{array}{r} 229 \\ + 430 \\ \hline \end{array}$$

$$\begin{array}{r} 534 \\ + 343 \\ \hline \end{array}$$

$$\begin{array}{r} 324 \\ + 602 \\ \hline \end{array}$$

$$\begin{array}{r} 716 \\ + 142 \\ \hline \end{array}$$

$$\begin{array}{r} 428 \\ + 270 \\ \hline \end{array}$$

$$\begin{array}{r} 249 \\ + 250 \\ \hline \end{array}$$

$$\begin{array}{r} 426 \\ + 113 \\ \hline \end{array}$$

$$\begin{array}{r} 157 \\ + 222 \\ \hline \end{array}$$

$$\begin{array}{r} 310 \\ + 412 \\ \hline \end{array}$$

$$\begin{array}{r} 864 \\ + 104 \\ \hline \end{array}$$

$$\begin{array}{r} 208 \\ + 310 \\ \hline \end{array}$$

$$\begin{array}{r} 725 \\ + 234 \\ \hline \end{array}$$

$$\begin{array}{r} 240 \\ + 602 \\ \hline \end{array}$$

$$\begin{array}{r} 638 \\ + 240 \\ \hline \end{array}$$

$$\begin{array}{r} 577 \\ + 421 \\ \hline \end{array}$$

$$\begin{array}{r} 492 \\ + 250 \\ \hline \end{array}$$

$$\begin{array}{r} 663 \\ + 115 \\ \hline \end{array}$$

$$\begin{array}{r} 192 \\ + 402 \\ \hline \end{array}$$


$$\begin{array}{r} 519 \\ + 310 \\ \hline \end{array}$$

$$\begin{array}{r} 482 \\ + 504 \\ \hline \end{array}$$

$$\begin{array}{r} 623 \\ + 244 \\ \hline \end{array}$$

# FLUENCY Facts

Name: \_\_\_\_\_



Directions: Subtract. 2.OA.B.2

$12 - 3 = \underline{\quad}$

$5 - 2 = \underline{\quad}$

$3 - 1 = \underline{\quad}$

$8 - 1 = \underline{\quad}$

$12 - 7 = \underline{\quad}$

$5 - 2 = \underline{\quad}$

$11 - 9 = \underline{\quad}$

$6 - 4 = \underline{\quad}$

$8 - 6 = \underline{\quad}$

$9 - 4 = \underline{\quad}$

$9 - 2 = \underline{\quad}$

$7 - 1 = \underline{\quad}$

$10 - 4 = \underline{\quad}$

$3 - 0 = \underline{\quad}$

$6 - 4 = \underline{\quad}$

$7 - 2 = \underline{\quad}$

$10 - 7 = \underline{\quad}$

$2 - 0 = \underline{\quad}$

$4 - 1 = \underline{\quad}$

$8 - 2 = \underline{\quad}$

$11 - 8 = \underline{\quad}$

$6 - 5 = \underline{\quad}$

$10 - 3 = \underline{\quad}$

$10 - 5 = \underline{\quad}$

$12 - 9 = \underline{\quad}$

$11 - 4 = \underline{\quad}$

$4 - 1 = \underline{\quad}$

$3 - 0 = \underline{\quad}$

$2 - 0 = \underline{\quad}$

$12 - 7 = \underline{\quad}$

$2 - 1 = \underline{\quad}$

$4 - 4 = \underline{\quad}$

$9 - 3 = \underline{\quad}$

$$\begin{array}{r} 12 \\ -5 \\ \hline \end{array}$$

$$\begin{array}{r} 10 \\ -6 \\ \hline \end{array}$$

$$\begin{array}{r} 7 \\ -3 \\ \hline \end{array}$$

$$\begin{array}{r} 9 \\ -5 \\ \hline \end{array}$$

$$\begin{array}{r} 10 \\ -8 \\ \hline \end{array}$$

$$\begin{array}{r} 7 \\ -3 \\ \hline \end{array}$$

$$\begin{array}{r} 12 \\ -8 \\ \hline \end{array}$$

$$\begin{array}{r} 5 \\ -1 \\ \hline \end{array}$$

$$\begin{array}{r} 10 \\ -3 \\ \hline \end{array}$$

$$\begin{array}{r} 6 \\ -5 \\ \hline \end{array}$$

$$\begin{array}{r} 11 \\ -2 \\ \hline \end{array}$$

$$\begin{array}{r} 4 \\ -0 \\ \hline \end{array}$$

$$\begin{array}{r} 11 \\ -9 \\ \hline \end{array}$$

$$\begin{array}{r} 10 \\ -4 \\ \hline \end{array}$$

$$\begin{array}{r} 5 \\ -2 \\ \hline \end{array}$$

$$\begin{array}{r} 7 \\ -6 \\ \hline \end{array}$$




# Word Form

Name: \_\_\_\_\_

Directions: Read the number written in standard form. Write the matching number in word form.  
2.NBT.A.3

177	One hundred seventy-seven
298	
362	
486	
985	
110	
711	
823	
564	
386	















# Name That value

Name: \_\_\_\_\_

Directions: Give the value of each underlined digit. 2.NBT.A.1

*Spring Spring Spring Spring*

			
value: _____	value: _____	value: _____	value: _____
			
value: _____	value: _____	value: _____	value: _____
			
value: _____	value: _____	value: _____	value: _____